

# About Private, Nonprofit Colleges

Institutions

1,700+

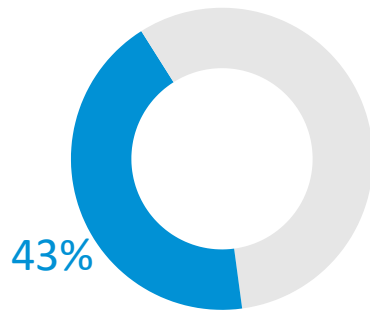
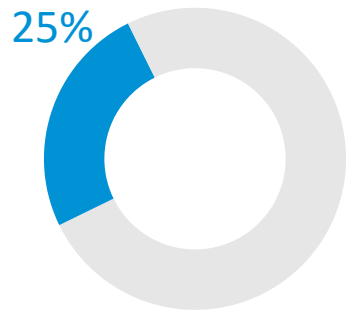
Students

5.2 Million

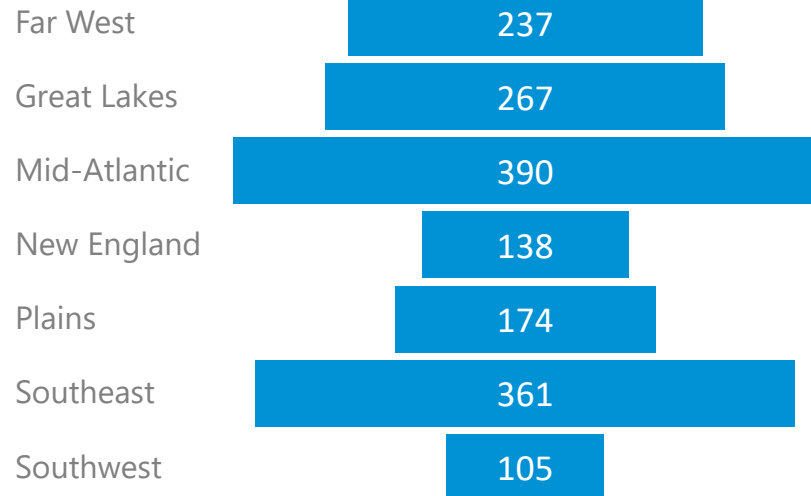
Share of Students, 2022-23

4-Year Colleges

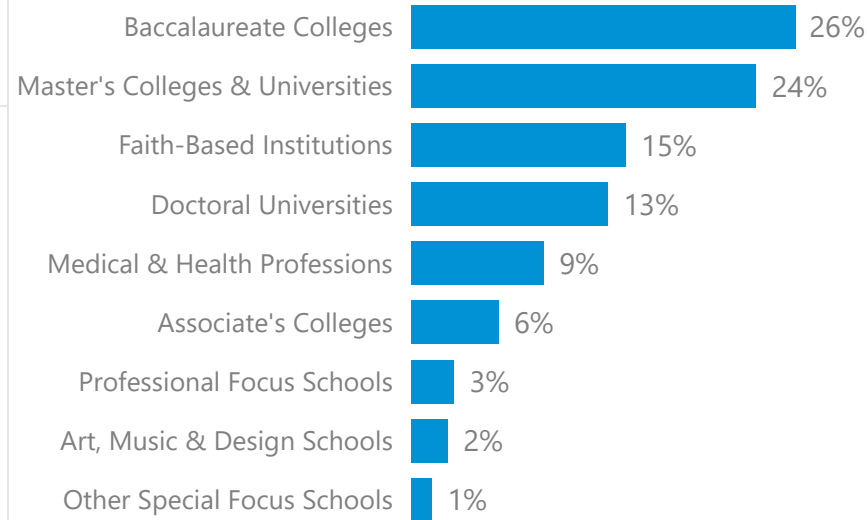
Graduate Students



Region, 2022-23



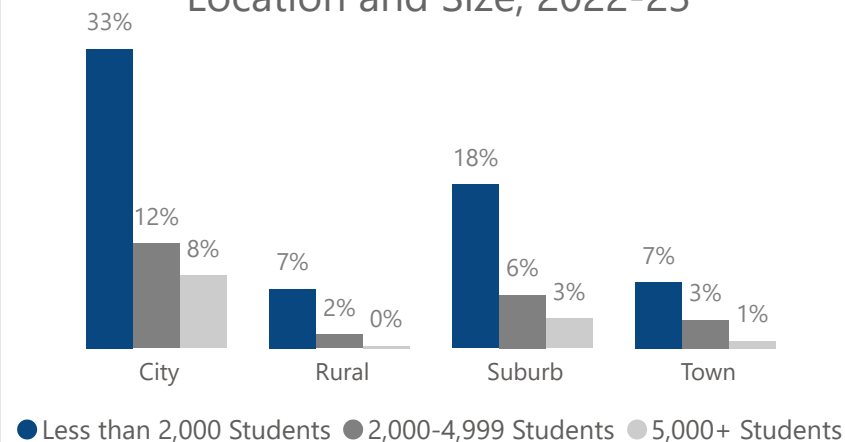
Carnegie Classification, 2022-23



Religious Affiliation, 2022-23

50%

Location and Size, 2022-23



Median Endowment, FY 2023

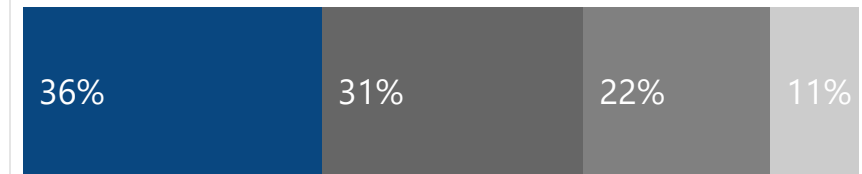
4-Year Private, Nonprofit

46.1M

4-Year Public

45.6M

Endowment Distribution, FY 2023



● < \$25 Million ● \$25-\$99 Million ● \$100-\$499 Million ● \$500 Million +

Number of Employees, Fall 2023

Full-time

887,409

Part-time

295,251

Sources: U.S. Department of Education, National Center for Education Statistics, IPEDS: 12-Month Unduplicated Enrollment, 2022-23; Institutional Characteristics, 2022-23; Finance FY 2023; Fall Staff, 2023.